



# ludix *Elegance*

## 50 cc IAE

TECHNICAL NETWORK LEADERSHIP

## Datasheet

Reference : 757749

### GENERAL CHARACTERISTICS :

#### SPECIFICATIONS :

Company name : Ludix 14 Luxe

Mines type \*\* : L1AABA

(\*\*official French body responsible for regulating weights and measures and changes made to motor vehicles).

#### DIMENSIONS (in mm) :

Length : 1725

Width : 665

Height (without rear-view mirrors) : 1085

Ground clearance : 130

Wheel base : 1235

#### WEIGHT (in kg) :

Laden weight : 76

#### STEERING :

Steering column mounted with ball-bearing cone and cup.

#### CAPACITIES (in litres) and RECOMMENDATIONS :

Fuel tank (including reserve) : 5,5 : super unleaded petrol (95 or 98) only.

Oil sump : 1,2 : semi synthetic for two stroke engines with separate oiling. Complies with API TC or ISO EGC or ISO EGD.

Crankcase : \*

Cooling system : \*

Relay box : 0,12 . SAE 80W90

Fork : \*

Braking circuit : DOT 3 or DOT 4

#### LUBRICATION :

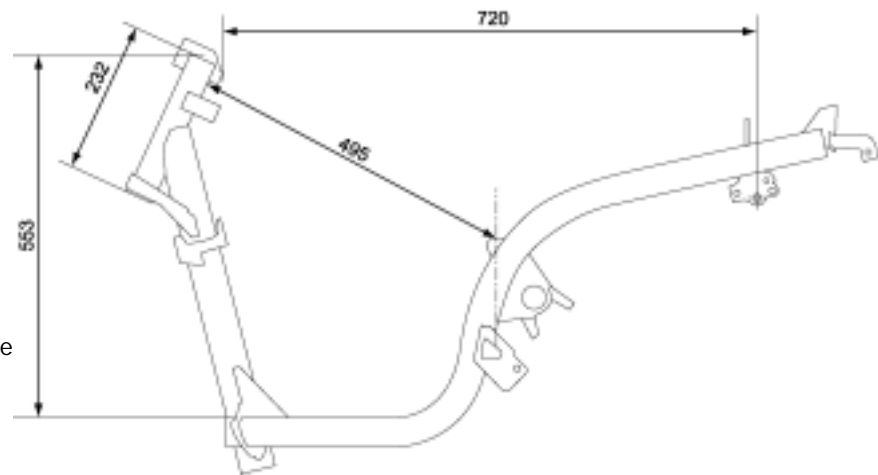
Separate lubrication by electric pump

Dell'Orto driven by a control

unit. The oil is injected directly into the carburettor.

#### COOLING :

By air circulation forced by a turbine fixed on the rotor of the flywheel magneto.



#### ENGINE :

2 stroke single-cylinder. Air-injection emissions control system and catalyser.

Direct intake via valves into the crankcase.

Scavenging by 5 transfers.

Cylinder capacity : 49,9 cm<sup>3</sup>

Bore x stroke : 39,9 x 39,8

Max power : 3,2 kW

Max power rating : 7100 rpm

Max torque rating : 6800 rpm

#### AIR PUMP

Type : Piston pump

Make : Dell'orto

#### OIL PUMP CONTROL UNIT :

Type : Electric

Make : Dell'orto

#### TRANSMISSION :

By 2 variable pulleys and V-type belt. 6-roller type drive pulley mounted on the left shank of the crankshaft. Fixed flange of the pulley equipped with cooling fins to cool the belt.

Driven/centrifugal 3-block lined clutch pulley mounted on the end of the relay box input shaft.

#### RELAY BOX :

By shaft and pinions. Double set of pinions.

• 1<sup>st</sup> gear teeth set : helical.

• 2<sup>nd</sup> gear teeth set : helical.

#### SUSPENSION :

Front suspension type : reverse telescopic fork.

Travel : 73 mm

Rear suspension type : 1 central combined hydraulic spring-shock absorber.

Travel : 65 mm

#### FRONT BRAKE :

Single disc type, hydraulic control.

Diameter of the brake piston : 32 mm

Disc diameter and thickness : 190 – 3 mm

Mini thickness : 2,5 mm

Diameter of the master-cylinder : 11 mm

#### REAR BRAKE :

Single cam drum type controlled by cable.

Brake drum diameter : 110 mm

Brake lining thickness : 3,8 mm

#### WHEELS AND TYRES :

Integral aluminium wheels and tubeless tyres.

	Front	Rear
Rim dimensions :	2,5" x 14"	2,5" x 14"
Tyres dimensions :	80/80 - 14	80/80 - 14
Pressures (bar) :	1,8	2
Maxi wheel disc :	0,8 mm	0,8 mm
Balance :	*	*

### TIGHTENING TORQUES (Nm) :

#### ENGINE :

Cylinder head : 12 to 15

Exhaust mounting on the cylinder : 15 to 18

Crankcase : 8 to 12

Spark plug : 20

#### CYCLE PART :

Engine mounting on connecting rod : 57 to 70

Front wheel : 60 to 70

Upper nut on the steering column : 70 to 80

Rear wheel : 100 to 120

Shock-absorber mounting rear, upper : 43 to 50

Lower : 20 to 25

Front brake calliper : 25 to 35

Front brake disc : 27 to 32

### ADJUSTMENTS AND CHECKS :

#### CYLINDER / PISTON :

Ring gap clearance.

Upper : 0,025 ± 0,01 mm

Lower : 0,025 ± 0,01 mm

#### CONNECTING ROD / CRANKSHAFT :

Crankshaft run-out : 0,05 mm

#### CARBURATION :

Carburettor.

Make and type : GURTNER PY 12

Adjustment n° : 410

Main jet : 56

Idle jet : 36

Needle (type and adjustment step) : L 5035 E

Starter jet : 45

Mixture screw : 1 rev ¼ to 1 rev ½

Idle adjustment : 1600 rpm

CO<sup>2</sup> % adjustment : \*

\* : Not completed

IGNITION :

Ignition unit : CDI  
Spark plug : NGK BR 7HS or EYQUEM R 850  
Electrode gap : 0,6 to 0,7 mm  
Ignition advance : Fixed 13°  
Ignition coil : TEC MP11 or T11C X7A  
Primary winding resistance : 0,26 Ω ± 20 %  
Secondary winding resistance : 3 KΩ ± 20 %  
Spark plug cap resistance : 5 kΩ ± 20 %  
Pick-up resistance : 120 Ω ± 10 %

ELECTRICAL EQUIPMENT :

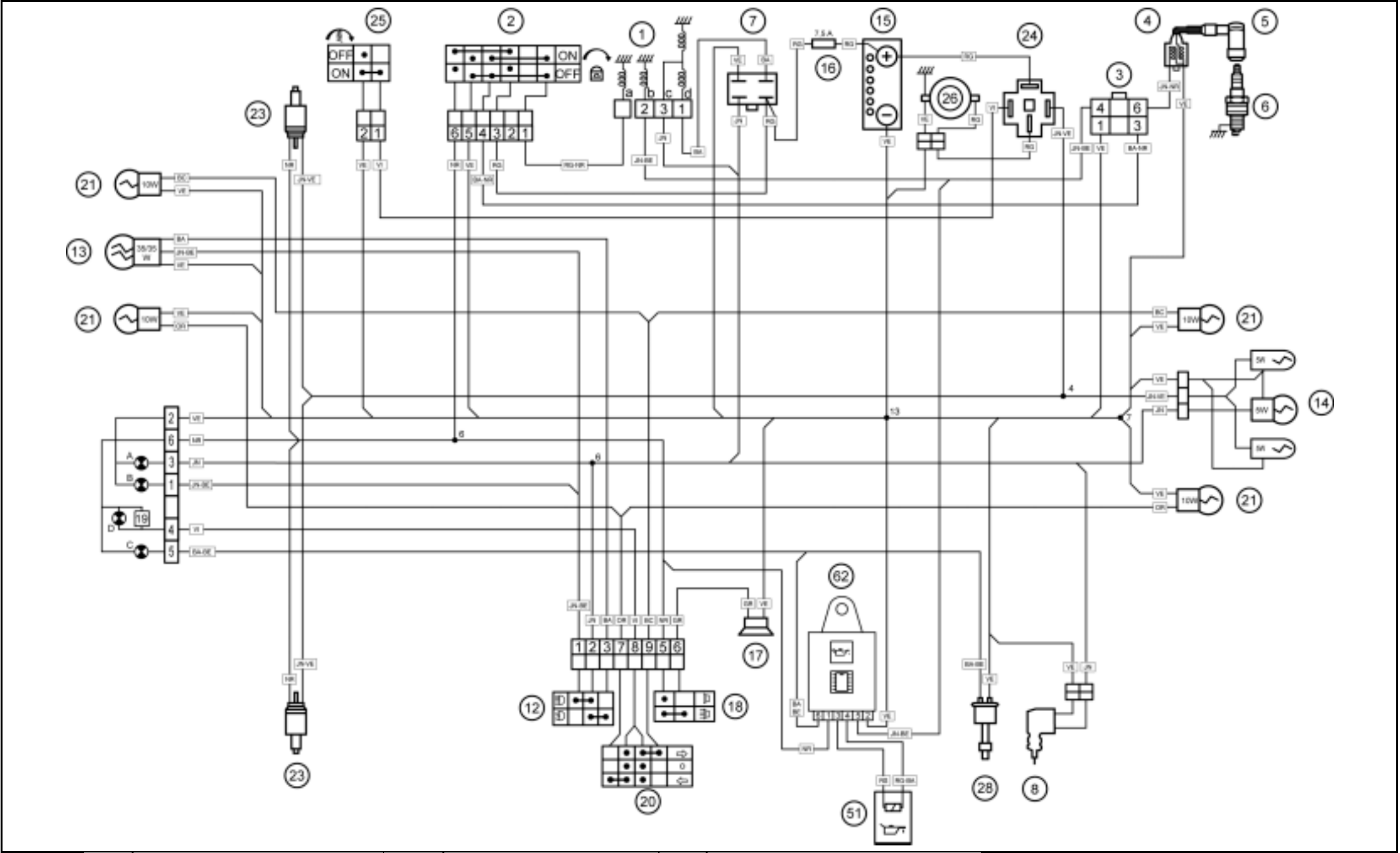
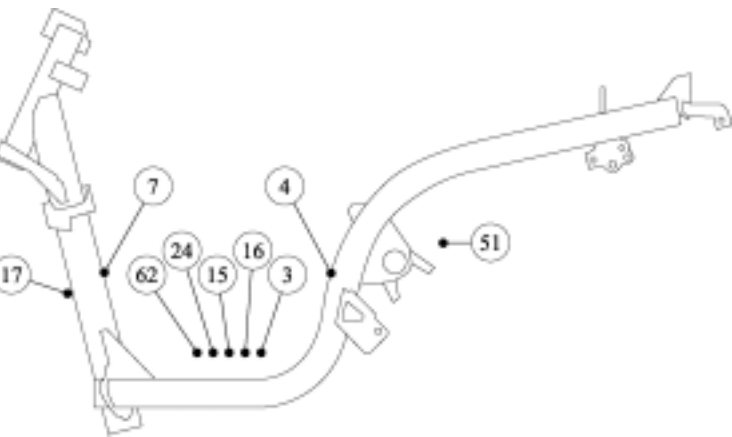
Current generator (type and power) : AC/DC 89 W  
Make : KOKUSAN  
Stator resistance : yellow wire 0,6 Ω - white wire 0,7 Ω ± 25 %  
Battery regulation voltage : 14 ± 0,5 V  
Battery (type and capacity) : YUHASA YB4L-B or FIAMM 6ES-12  
12 V – 4 Ah  
Lighting voltage : alternating current regulation at : 13,1 ± 0,5 V

STARTER :

Power : 150 W / 160 W  
Make : MITSUBA / MORIC

LIGHTING AND FUSES :

	Quantity	Power
Headlamp (code light) :	1	12 V – 35/35 W
Red stop lamp :	1	12 V – 10/5 W
Indicator lamps :	4	12 V – 10 W
Number plate lightning :	*	*
Dash board lighting :	1	12 V – 2 W
Instrument panel indicator lamps :	3	12 V – 1,2 W
Main fuse :	1	7,5 A
Signalling fuse :	*	*
"Side light" bulbs :	*	*



A	Instrument panel lightning	12)	Dip switch (main/low headlight)	37)	Oil pressure switch
B	Main beam control	13)	Headlight	38)	Cooling fan
C	Oil level warning light	14)	Stop /tail light	39)	Thermo-switch cooling fan
D	Indicator control light	15)	Battery	42)	Switch "Reserve"
E	Fuel gauge	16)	Fuses	43)	Speed sensor
F	LED "Anti theft device"	17)	Horn	44)	Saddle actuator
G	Temperature gauge	18)	Horn switch	45)	Diagnostic plug
H	Warning light "reserve"	19)	Indicator relay	46)	Air injector
J	Oil pressure	20)	Indicator switch	47)	Fuel injector
K	Watch	21)	Indicator bulb	48)	Throttle unit
L	EFI diagnostic light	22)	Fuel gauge pickup	50)	Fuel pump
M	ABS/PBS light	23)	Stop light switch	51)	Oil pump
N	Revolution counter	24)	Starter relay	62)	Oil pump control unit
1)	Generator	25)	Starter switch		
2)	Ignition switch	26)	Starter motor		
3)	CDI unit	28)	Oil level switch		
4)	Ignition coil (high voltage)	29)	Temperature sensor		
5)	Spark plug socket (resistive) 5 kΩ	30)	Immobilizer		
6)	Spark plug (resistive) 5 kΩ	31)	Antenna for anti-theft device		
7)	Regulator, rectifier	32)	"Side light" bulb		
8)	Automatic choke	33)	Number plate light		
10)	Light switch	36)	"Neutral" switch (gearbox)		

BA :	White	VE :	Green
BA-BE :	White/Blue	VE-NR :	Green/Black
BA-NR :	White/Black	VI :	Purple
BC :	Light blue		
BE :	Blue		
GR :	Grey		
JN :	Yellow		
JN-BA :	Yellow/White		
JN-BE :	Yellow/Blue		
JN-NR :	Yellow/Black		
JN-VE :	Yellow/Green		
MC :	Light Brown		
MR :	Brown		
MR-BA :	Brown/White		
NR :	Black		
OR :	Orange		
RG :	Red		
RG-BA :	Red/White		
RG-JN :	Red/Yellow		
RG-NR :	Red/Black		
RS :	Pink		
VC :	Light Green		